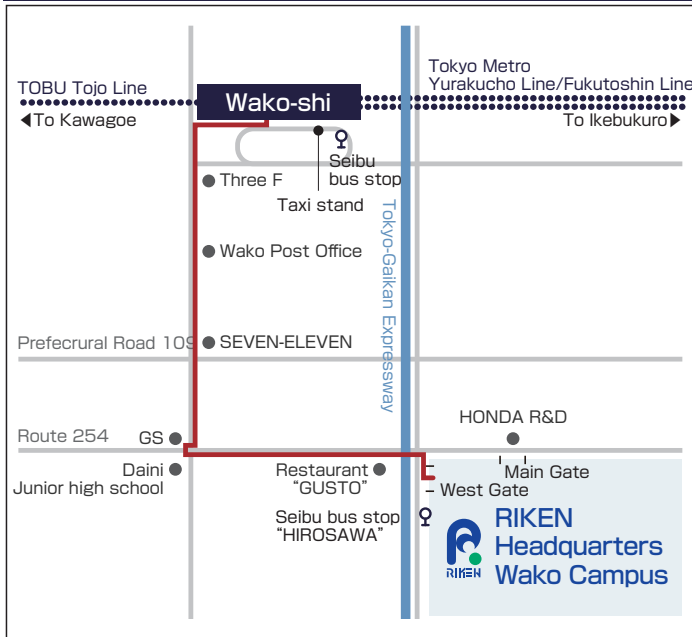


Access to Headquarters and Wako Campus

From Wako-shi Station to RIKEN



Walk	the institute is about a 15 minute walk from the Station
Bus	approx. 10 minutes (Bus #39 bound for Oizumigakuen)
Taxi	approx. 10 minutes

From Ikebukuro Station to RIKEN

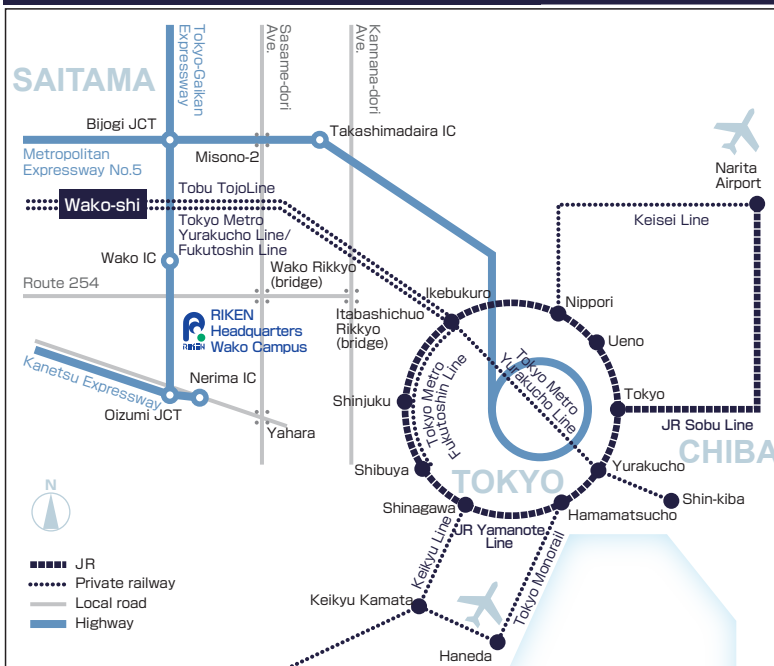


Train

(From Ikebukuro Station to Wako-shi Station)

Ikebukuro Station >> Wako-shi Station	
Tobu Tojo Line	Express and Semi Express (approx. 12 minutes)
Tokyo Metro Yurakucho Line	Local (approx. 19 minutes)
Tokyo Metro Fukutoshin Line	Express (approx. 14 minutes)

From Airport to RIKEN



Airport Bus

(From Narita Airport/Haneda Airport to Wako-shi Station)

Narita Airport >> Wako-shi	
Service route	Keisei / Seibu Bus [Narita Airport -Wako-shi/Tokorozawa Station] (approx. 120min.)
Departure points at Narita Airport	Terminal 1: Bus stop 7 at arrival floor Terminal 2: Bus stop 11 at arrival floor
Departure points at Wako-shi Station	"SAVAS Sports Club" near the south exit of Wako-shi station.

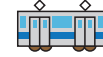
Haneda Airport >> Wako-shi Station	
Service route	Airport Limousine (Airport Transport Service) [Haneda Airport -Wako-shi/Shakujikoen] (approx. 55 minutes-approx. 95 minutes.)
Departure points at Haneda Airport	Terminal 1: Bus stop 5 at arrival floor Terminal 2: Bus stop 5 at arrival floor
Departure points at Wako-shi Station	"SAVAS Sports Club" near the south exit of Wako-shi station.



Train

(From Narita Airport/Haneda Airport to Wako-shi Station)

Narita Airport >> Wako-shi Station		
Narita Airport: Airport Terminal 2 - Nippori Station	KEISEI ELECTRIC RAILWAY [Skyliner] (approx. 40 minutes)	JR Narita Express (approx. 90 minutes)
Nippori Station - Ikebukuro Station	JR Yamanote Line (approx. 12 minutes)	
Ikebukuro Station - Wako-shi Station	Tobu Tojo Line / Express and Semi Express (approx. 12 minutes)	



Haneda Airport >> Wako-shi Station	
Haneda Airport - Shinagawa Station	Keikyu Lines (approx. 16 minutes)
Shinagawa Station - Ikebukuro Station	JR Yamanote Line (approx. 26 minutes)
Ikebukuro Station - Wako-shi Station	Tobu Tojo Line / Express and Semi Express (approx. 12 minutes)

Important Reminder

The Tokyo Metro subway system offers thorough trains to Kawagoe-shi station on the TOBU Tojo line, and Hanno station on the SEIBU Ikebukuro line. Please make sure to take a train leaving for Wako-shi & TOBU tojo line.



RIKEN Wako Campus

